

STRONGA

www.stronga.com



Think Big

Discover the DumpLoada Half Pipe Range



EXCEPTIONALLY TOUGH.
INCREDIBLY RELIABLE.



Table of Contents

DumpLoada Half Pipe Overview	4
DumpLoada Half Pipe Highlights	6
DumpLoada Half Pipe Technical Details	9
DumpLoada DL900HP	10
DumpLoada DL1000HP	16
DumpLoada DL1400HP	22

DumpLoada Half Pipe Overview

Total Reliability. Maximum Longevity.

Stronga half pipe dump trailers are engineered for optimum strength, total reliability, and maximum longevity in the harshest environments. These well-proven trailers are sure to keep heavy materials moving at high speeds and high volumes to lower your cost-per-tonne transported.

Rugged Construction Creates Durability

The DumpLoada Half Pipe design is now even more rugged, even more durable and even more impressive, delivering levels of performance that go unrivalled in the transport market. Customers tell us our half pipe trailers do everything an ADT can do... *but at a significantly lower cost.*

Hardox® - Sign of Quality

The “Hardox® In My Body” trademark verifies that Stronga trailers deliver superior resistance to wear, dents and cracks even under the harshest conditions. With full Hardox bodies, each Half Pipe DumpLoada is abrasion-resistant, strong and lightweight, all at the same time.





PROVIDING THE POWER
TO TACKLE THE TOUGHEST JOBS

Precision-Engineered Half Pipe

The half pipe body funnel ensures excellent material deposition during tipping cycles. In comparison to our square body trailer, material exits faster through the streamlined half pipe. The side knife-edge design and guard at the front of the trailer protect you and your tractor from falling material.


Power. Poise. Performance.

Stronga half pipe trailers have strong but light chassis', reinforced with Hardox steel in high stress areas to improve durability and service life. Each trailer in the range comes fitted with a sprung drawbar, reducing shock on the tractor and ensuring a smoother, more poised ride.

The Proof Is In The Payload

Through the use of Hardox® wear plate, Stronga have reduced the weight of the trailer to improve fuel economy and increase payload. The extra capacity results in fewer trips per day because you can carry more payload. A lower curb weight also reduces fuel consumption and operating costs.

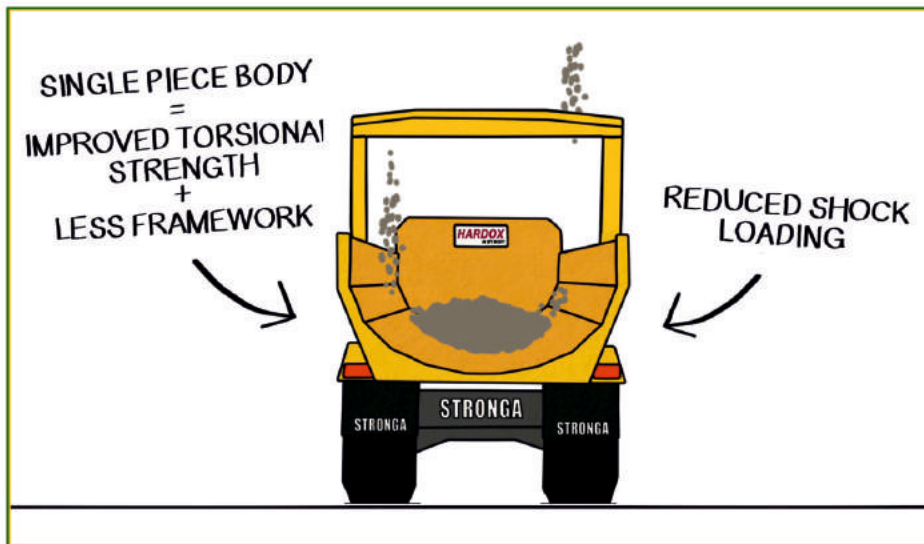
DumpLoada Half Pipe Highlights



Pioneering Half Pipe Body Shape

Modern half pipe bodies from Stronga improve driving and loading dynamics in a number of difference ways:

- Light tare weight & boosted payload with fewer axial & transverse beams.
- Reduced shock loading during mining and demolition operations.
- Excellent load retention while driving over undulating terrain.
- Fast, clean unloading and improved heaping ability.




Indestructible, Die-Hard Hardox Body

Full Hardox 450 wear plate body delivers super-high yield strength, extreme toughness and excellent wear plate durability.

Indestructible Hardox 450 bodies provide amazing torsional strength for heavy-duty, long life service. The ultra-light trailer design from the special shaped, one-piece, monocoque half pipe body maximises payload while improving fuel economy.

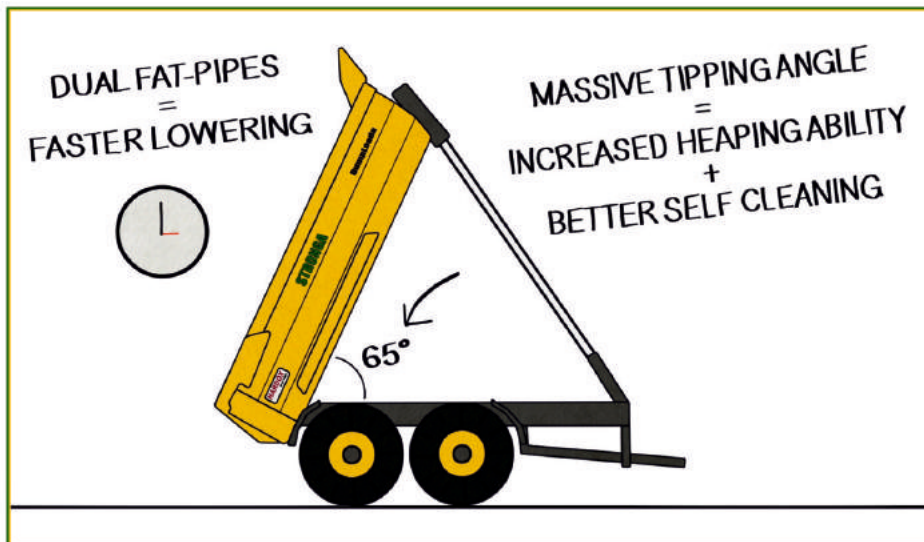




Dynamic Tipping Power

Powerful tipping cylinder front-mounted on the one-piece, half pipe body gives you the confidence to tip heavy materials, every cycle, every day.

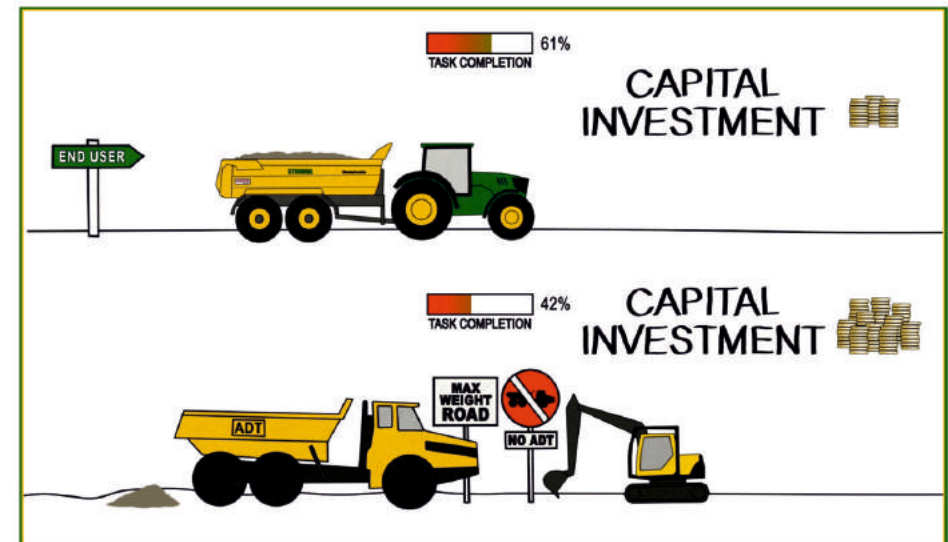
DumpLoada Half Pipe users enjoy stunning heaping ability and better self-cleaning from the impressive 65° tipping angle. Twin fat-pipe technology ensures faster tipping and lowering, improving operational productivity with reduced cycle times.



DumpLoada vs. Articulated Dump Trucks

Customers say that the half pipe DumpLoada does everything an ADT can do but at a significantly lower cost. Discover the differences:

- Better flexibility with on and off road ability - no transfer of materials from ADT to truck at the road side.
- Lower cost per tonne handled, lower depreciation & more cost-effective.
 - Lower capital investment, providing a better return on investment.







MODEL	DL900HP	DL1000HP	DL1400HP
Tare weight	Ca. 5500kg	Ca. 6000kg	Ca. 7000kg
Drawbar load	3500kg (4000kg)	3500kg (4000kg)	3500kg (4000kg)
Maximum payload	20000kg	20000kg	27000kg
Sprung suspension capacity	24000kg	24000kg	36000kg
Standard transport capacity	11m ³	14m ³	18m ³
Oil requirement	36,7 litres	36,7 litres	81 litres
Minimum draft requirement	109kW (150PS)	109kW (150PS)	140kW (190HP)
Hitch height	510-550-590mm	510-550-590mm	470-510-550mm
Bottom & side thickness	6mm HARDOX 450	6mm HARDOX 450	6mm HARDOX 450
Body height inside	1000mm	1185mm	1285mm
Body length inside	5180mm	5400mm	7000mm
Total length	7140mm	7280mm	9295mm
Total height	2990mm	3050mm	3150mm
Maximum width (std. Wheels)	2550mm	2550mm	2550mm
Standard wheels	600/55 26,5	600/55 26,5	600/55 26,5

All weights and measurements are subject to trailer specification and regional laws.

Specifications, weights and payloads may vary on fast tow models.

As we are continually improving our products; technical details, masses and measurements are given as reference only.



PERFECTLY
OPTIMISED
FOR HEAVY MATERIALS

DumpLoada DL900HP

Built For The Long Haul


DumpLoada DL900HP is the optimum sized haulage trailer in the Stronga half pipe range, delivering increased productivity, efficiency and profitability in heavy material transport. Specialist Stronga dump trailers are engineered for optimal performance, designed for comfort, and built to last in the harshest environments.

Delivering impressive power-to-weight ratios and fast cycles, the DL900HP half pipe trailer hauls more for a lower cost per ton when compared to similar solutions. Using DL900HP, you can keep materials in transit even when working on challenging slopes and slippery surfaces. You get everything you need to boost productivity and uptime while reducing your daily operating costs.


The DL900HP model is not an overnight phenomenon. It has evolved through multiple generations of strong, reliable solutions. These trailers are developed under our vision of only building long life, highly reliable products. This vision creates lasting value.



DumpLoada DL900HP - Standard Specification




BPW commercial axle, 410x180 brake axles, 150x150 - 16mm square beam, 10 stud.



24t parabolic sprung suspension. 1525mm distance between axles. Springs on top of axles.



Shockproof rubber mount drawbar.



Brakes available:

- Air brakes on all wheels (excl. Load Sensing Valve)
- Hydraulic brakes on all wheels



600/55 R26,5 Michelin CargoXBib radial tyres. Load rating per tyre: 7000 kg @ 40 km/h
5150 kg @ 65 km/h



Hard plastic quarter mudguards, front and rear of the trailer.



Bolted on metal mudguards.



Multi-position rear removable round bumper.



Hydraulic rear door.




12 V electric system. Sealed loom. All lights super-bright LED.

DumpLoada DL900HP - Standard specification



3 position plate for bolting towing eyelet.



Swivel towing hitch. STR type.
50mm diameter eyelet.




Cable-type hand brake.




Stabilising legs available:

- Manual geared telescopic leg
- Manual telescopic leg
- Suspended shoe-type leg

DumpLoada DL900HP - Optional Equipment



STR-302
Load sensing for hydraulic brakes.




STR-304
Load Sensing Valve (LSV) for air brakes.



STR-305
Dual air and hydraulic brake system.



STR-307
Automatic slack adjusters.



STR-308
Load Sensing Valve (LSV) for hydraulic suspension.


DumpLoada DL900HP - Optional Equipment



STR-505
Bolted-on ball towing hitch,
Scharmuller type, 80mm diameter.



STR-506
Swivel towing hitch, Scharmuller
type. 50mm diameter eyelet.




STR-409
Air suspension with height
controlling valve.



STR-410
Hydraulic suspension for optimum
axle travel.



STR-508
Hydraulic drawbar for easy levelling
and high comfort.



STR-501
Multi-position sprung drawbar for
high comfort at speed.



STR-1000
Lockable steel toolbox. Various sizes
available.



STR-1001
Aluminium side protection rails.



STR-1037
Two super-bright LED working
lights at the rear of the trailer.



STR-1002
Rear towing eyelet mounting plate
for VBG rear drawbar.

** Also available as optional equipment:*



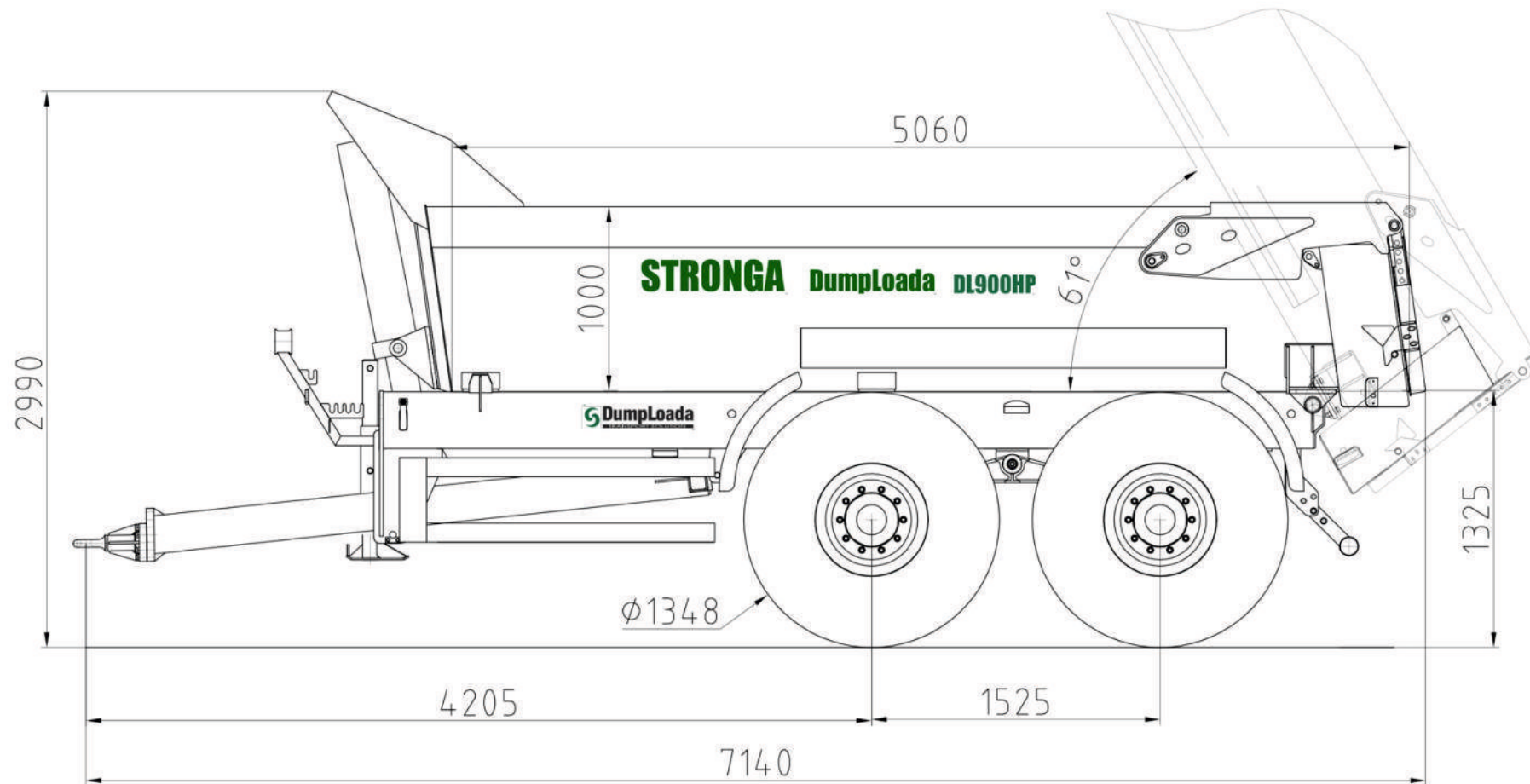
STR-1038
Rear mounted hydraulic
brake connection.



STR-1039
Rear mounted light
connection 7-pin socket.

DumpLoada DL900HP - Technical Datasheet

All measurements are subject to trailer specification and regional laws. Specifications, weights and payloads may vary on fast tow models.
As we are continually improving our products; technical details, masses and measurements are given as reference only.





DumpLoada **DL1000HP**

Supersize Your Productivity

If you're looking to deliver big numbers to your bottom line, make the sensible decision and put DumpLoada DL1000HP on your jobsite. Highly reliable, well proven DL1000HP trailers haul heaped payloads over adverse terrain with unsurpassed agility. They're highly reliable; too, with high-strength Hardox 450 steel chassis and components that are durable, yet lightweight.

The DL1000HP model gives you the competitive edge you need at stunning value for money. Boasting fast cycle times and stunning power-to-weight ratios, DL1000HP moves material at a lower cost per ton than any comparable-sized half pipe trailer. What really sets DL1000HP apart from any other solution is its ability to keep heavy materials moving on rough terrain and steep slopes.


Half pipe trailers are our business; we design and manufacture them as dynamic vehicles that more than double their weight when loaded. Experience in the harshest environments enables Stronga to develop our industry-leading DL1000HP trailer with reliability built in.



DumpLoada DL1000HP - Standard Specification



BPW commercial axle, 410x180 brake axles, 150x150 - 16mm square beam, 10 stud.



24t parabolic sprung suspension. 1525mm distance between axles. Springs on top of axles.



Shockproof rubber mount drawbar.



Brakes available:

- Air brakes on all wheels (excl. Load Sensing Valve)
- Hydraulic brakes on all wheels



600/55 R26,5 Michelin CargoXBib radial tyres. Load rating per tyre: 7000 kg @ 40 km/h
5150 kg @ 65 km/h



Hard plastic quarter mudguards, front and rear of the trailer.



Bolted on metal mudguards.



Multi-position rear removable round bumper.



Hydraulic rear door.




12 V electric system. Sealed loom. All lights super-bright LED.

DumpLoada DL1000HP - Standard specification



3 position plate for bolting towing eyelet.



Swivel towing hitch. STR type.
50mm diameter eyelet.




Cable-type hand brake.




Stabilising legs available:

- Manual geared telescopic leg
- Manual telescopic leg
- Suspended shoe-type leg

DumpLoada DL1000HP - Optional Equipment



STR-302
Load sensing for hydraulic brakes.




STR-304
Load Sensing Valve (LSV) for air brakes.



STR-305
Dual air and hydraulic brake system.



STR-307
Automatic slack adjusters.



STR-308
Load Sensing Valve (LSV) for hydraulic suspension.


DumpLoada DL1000HP - Optional Equipment




STR-505
Bolted-on ball towing hitch,
Scharmuller type, 80mm diameter.



STR-506
Swivel towing hitch, Scharmuller
type. 50mm diameter eyelet.



STR-409
Air suspension with height
controlling valve.



STR-410
Hydraulic suspension for optimum
axle travel.




STR-508
Hydraulic drawbar for easy levelling
and high comfort.



STR-501
Multi-position sprung drawbar for
high comfort at speed.



STR-1000
Lockable steel toolbox. Various sizes
available.



STR-1001
Aluminium side protection rails.



STR-1037
Two super-bright LED working
lights at the rear of the trailer.



STR-1002
Rear towing eyelet mounting plate
for VBG rear drawbar.

** Also available as optional equipment:*



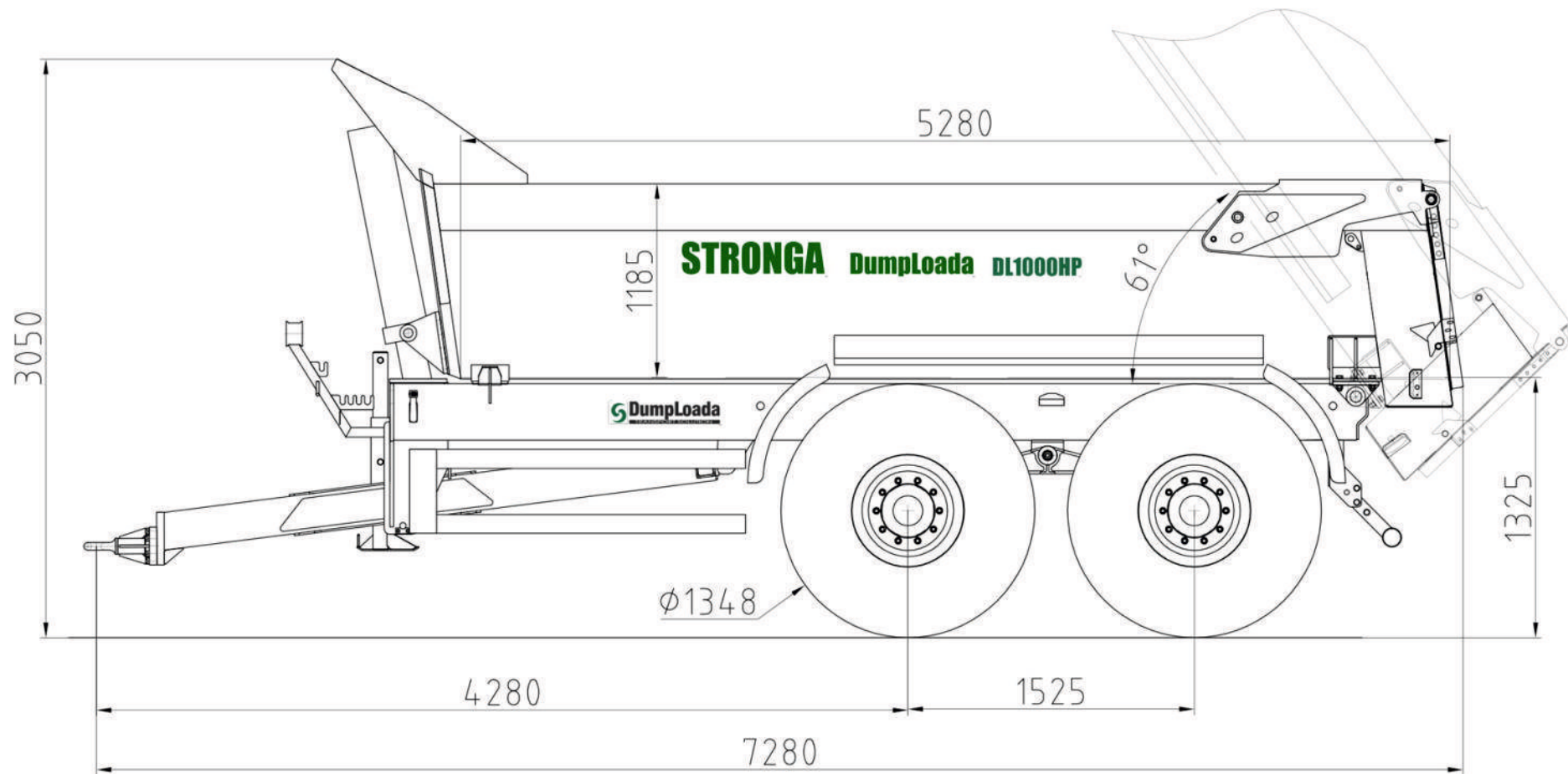
STR-1038
Rear mounted hydraulic
brake connection.



STR-1039
Rear mounted light
connection 7-pin socket.

DumpLoada DL1000HP - Technical Datasheet

All measurements are subject to trailer specification and regional laws. Specifications, weights and payloads may vary on fast tow models.
As we are continually improving our products; technical details, masses and measurements are given as reference only.



THE POWER

TO MOVE MOUNTAINS



DumpLoada DL1400HP

Unmatched Output. Unbeatable Reliability.

Need maximum productivity for a mining, quarry, or aggregate application? Let us introduce you to our biggest half pipe trailer - DumpLoada DL1400HP. Boasting the biggest half pipe body, DL1400HP is sure to deliver big-time productivity at great value for money. The enormous 27 tonne payload sets DL1400HP apart from other tipper trailers in the market.

The well-proven design offers maximum working efficiency and performance. When coupled with a high speed modern tractor, the huge 27 tonne payload rivals Articulated Dump Trucks (ADTs). When it comes to high output half pipe trailers, DL1400HP is in a class of its own.


The build quality is extremely high with superior componentry and cutting-edge manufacturing all part of the package. It is for this reason that this half pipe trailer is safe to use, very ergonomic and easy to operate. From the first day on the job, DumpLoada delivers extra production economically with a long life ahead. The bottom line - *DL1400HP delivers absolutely the lowest cost per tonne in the business.*



DumpLoada DL1400HP - Standard Specification



BPW commercial axle, 410x180 brake axles, 150x150 - 16mm square beam, 10 stud.



36t parabolic sprung suspension. 1525mm distance between axles. Springs on top of axles.



Shockproof rubber mount drawbar.



Brakes available:

- Air brakes on all wheels (excl. Load Sensing Valve)
- Hydraulic brakes on all wheels



600/55 R26,5 Michelin CargoXBib radial tyres. Load rating per tyre: 7000 kg @ 40 km/h
5150 kg @ 65 km/h



Hard plastic quarter mudguards, front and rear of the trailer.



Bolted on metal mudguards.



Multi-position rear removable round bumper.



Hydraulic rear door.



12 V electric system. Sealed loom. All lights super-bright LED.

DumpLoada DL1400HP - Standard specification



3 position plate for bolting towing eyelet.



Swivel towing hitch. STR type.
50mm diameter eyelet.




Cable-type hand brake.




Stabilising legs available:

- Manual geared telescopic leg
- Manual telescopic leg
- Suspended shoe-type leg


DumpLoada DL1400HP - Optional Equipment




STR-211
BPW free steering **rear** axle,
420×180 brake axles, 150×150
square beam, 10 stud, 2150mm
track.



STR-211
BPW free steering **front** axle,
420×180 brake axles, 150×150
square beam, 10 stud, 2150mm
track.



STR-302
Load sensing for hydraulic brakes.



STR-304
Load Sensing Valve (LSV) for air
brakes.




STR-305
Dual air and hydraulic brake
system.

DumpLoada DL1400HP - Optional Equipment



STR-307
Automatic slack adjusters.




STR-308
Load Sensing Valve (LSV) for hydraulic suspension.



STR-505
Bolted-on ball towing hitch, Scharmuller type, 80mm diameter.



STR-506
Swivel towing hitch, Scharmuller type. 50mm diameter eyelet.



STR-409
Air suspension with height controlling valve.



STR-410
Hydraulic suspension for optimum axle travel.



STR-508
Hydraulic drawbar for easy levelling and high comfort.



STR-501
Multi-position sprung drawbar for high comfort at speed.



STR-1000
Lockable steel toolbox. Various sizes available.



STR-1001
Aluminium side protection rails.

** Also available as optional equipment:*



STR-1037
Two super-bright LED working lights at the rear of the trailer.



STR-1002
Rear towing eyelet mounting plate for VBG rear drawbar.



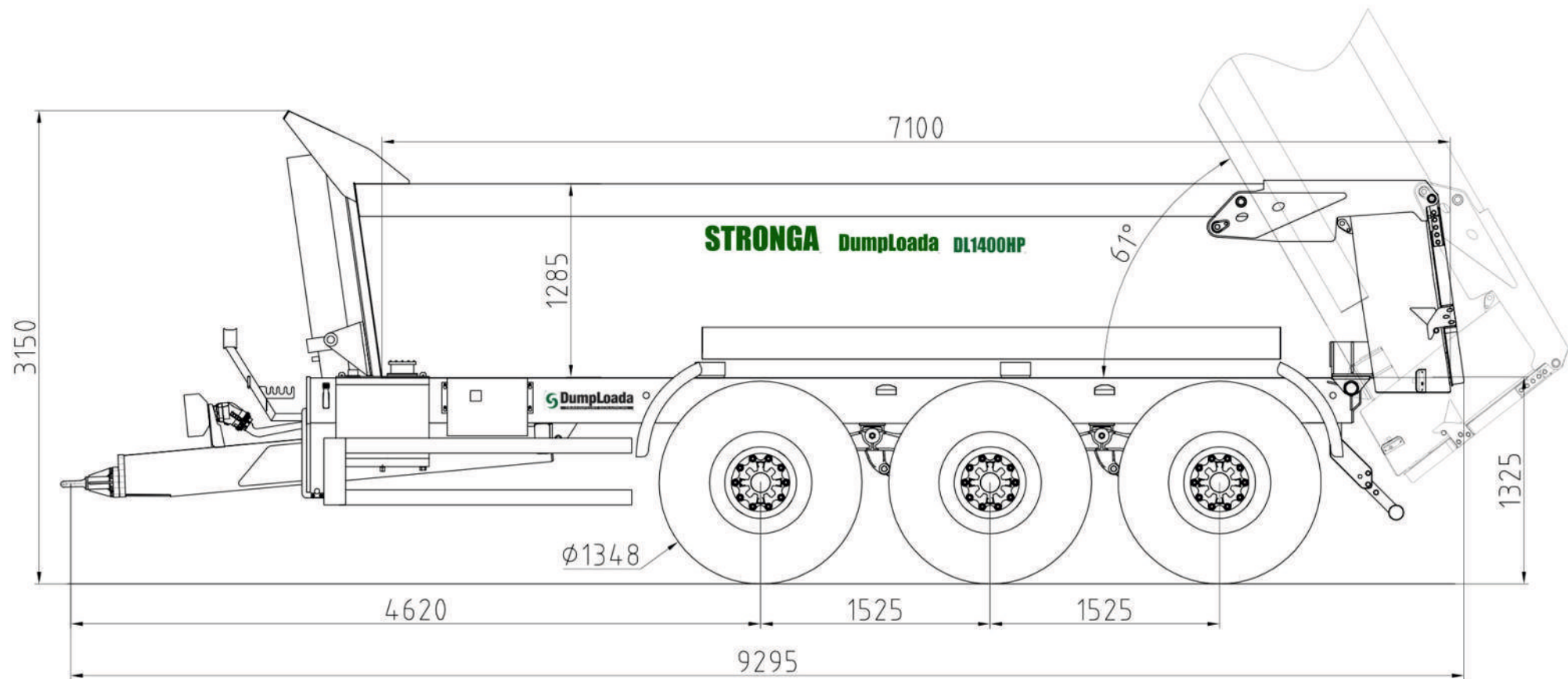
STR-1038
Rear mounted hydraulic brake connection.



STR-1039
Rear mounted light connection 7-pin socket.

DumpLoada DL1400HP - Technical Datasheet

All measurements are subject to trailer specification and regional laws. Specifications, weights and payloads may vary on fast tow models.
As we are continually improving our products; technical details, masses and measurements are given as reference only.





www.stronga.com

STRONGA



UK OFFICE

Stronga Ltd, Ashdene Farm, White Stubbs Lane,
Bayford, Hertfordshire, SG13 8PZ, UK
Tel: +44 (0)1992 519000
Email: info@stronga.co.uk

www.stronga.com

Stronga reserve the right to change the specification and design of the products described
in this literature without prior notice.

EUROPEAN OFFICE

UAB Stronga, Šerkšnėnai km, Šerkšnėnai sen,
Mažeikiai raj, LT-89366, Lithuania
Tel: +370 443 42587
Email: sales@stronga.lt